USER GUIDE 使用说明

TELESIN

Universal Tube Clamp
万向车管夹

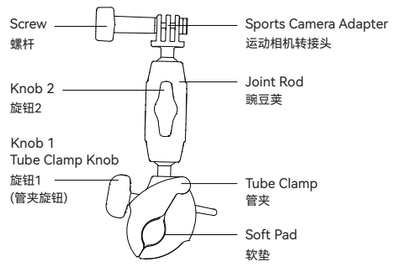

*Connect and install each accessory according to the diagram

*按照图示连接安装各个配件

*Please do not add any other adapters between the product and the camera, otherwise we are not responsible for any damage caused.

*请勿在产品与相机之间增加任何其他转接件，否则造成任何损失本公司概不负责。

Disclaimer 免责声明

Please read this statement carefully and by using this product you will be deemed to have acknowledged and accepted it in full. Please check the product carefully before each use and do not use it if damaged or deformed. By using this product, you acknowledge and agree that you are fully responsible for your actions and the possible consequences of using this product.You undertake to use this product only for legitimate and lawful purposes. You understand and agree that ("Telesin") shall not be liable for any misuse, adverse effects, damages, injuries, penalties or other legal consequences arising directly or indirectly from the use of this product. The user should follow the precautions including but not limited to those mentioned herein. To the extent Telesin reserves the right to interpret and modify this commitment within the limits of national laws and regulations.

请仔细阅读本声明，一旦使用本产品，即视为对本声明的全部认可和接受。每次使用前，请仔细检查产品，若出现破损、变形，请勿使用。使用本产品，就意味着您认可并同意，您将对使用本产品的行为和可能产生的后果负全部责任。您承诺仅会出于正当合法的目的使用本产品。您理解并同意，对于直接或间接因使用本产品而造成的滥用、不利影响、损害、伤害、惩罚或者其他法律后果，泰迅数码有限公司（以下简称"Telesin"）将不承担任何责任。用户应遵循包括但不限于本文提及的使用注意事项。在国家法律法规范围内，本承诺解释权、修改权归 Telesin 所有。

1. Twist the clamp knob 1 until the clamp support feet are spread to the right angle and then snap onto the tubular object you wish to secure.

扭动管夹旋钮，直到管夹支撑脚张开到适当的角度后，卡在想要固定的管状物上。

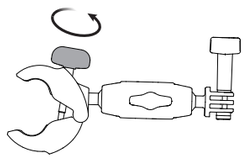

2. Twist the clamp knob 1 until the clamp is securely fastened to the tubular object.

扭动旋钮，直到管夹牢牢固定在管状物上为止。

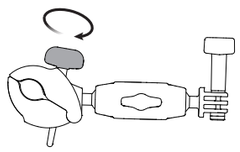

3. With the included silicone pad, a smaller clamping range can be achieved, with clamping diameters as small as 8-15mm; without the silicone pad, the minimum diameter of tubular objects can be clamped from 22-38mm.

搭配附赠硅胶垫，可以实现更小物体直径的夹持范围，夹持直径可缩小至8-15mm；不使用硅胶垫，则可夹持管状物体最小直径为22-38mm。

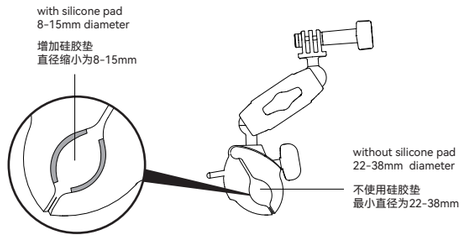

4. Twist the knob 2 to adjust the angel of aluminum alloy joint to achieve multi-angle shooting. (Do not force the ball head to turn while locked to avoid damage)

扭动旋钮2，可调节豌豆荚倾斜角度，实现多角度拍摄（请勿在锁紧情况下强行转动球头，避免造成损坏）

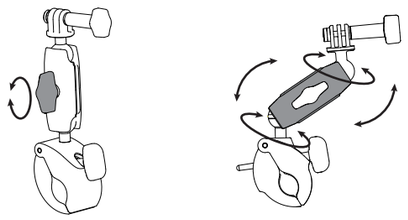

5. The top end of the joint can be replaced with different adapters for use, depending on the model you choose.This product comes with a sports camera adapter and a 1/4-20 screw adapter.

豌豆荚上端可更换不同转接头使用，根据不同机型选择不同的转接头，本机配备运动相机转接头和1/4-20螺丝转接头。

1/4-20 screw adapter (For 360Camera)
1/4转接螺丝（可接全景相机）

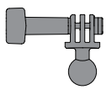

sports camera adapter
运动相机转接头

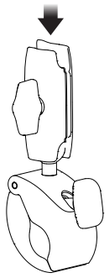

卡纸类生产检验标准
1.包装盒尺寸允许误差范围±1mm
2.模切整齐，无爆边，无皱角，爆角
3.印刷清晰，颜色准确，无色系偏差，无墨点，脏污，允许走位±1.5mm
4.粘贴位齐平，无残胶，溢胶
5.划痕允许范围A级面：无触感L≤20mm,w≤0.5mm,QTY≤1mm可接受,
B级面：无触感L≤30mm,w≤1mm,QTY≤2mm可接受,

包装未注尺寸公差：

外箱/纸板未注公差：±3mm　　丝印/雕刻纸板未注公差±0.2mm
彩盒纸类未注公差：±1mm　　泡棉未注公差±0.5mm
吸塑未注公差：±0.5mm　　布包未注公差±1mm

编号	物料名称	物料代码	材质	工艺	尺寸
1	万向车管夹-说明书	ZK-505	300g单粉双面印刷		170x110mm

图纸变更历程				
结构	印刷	变更内容	签名	日期

名称	万向车管夹		尺寸		型号	GP-HBM-003	日期	20230310
材质		表面处理		比例	1	版次	A/1	页次	
TELESIN	深圳市泰迅数码有限公司		类型	外购产品	审核		确认		制图	江虾仔